

# High Quality Laundry Equipment




## Dryer unloading and sorting conveyors




## Post loading conveyor



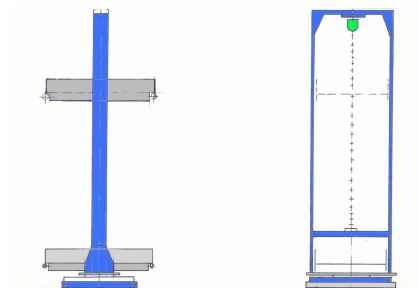
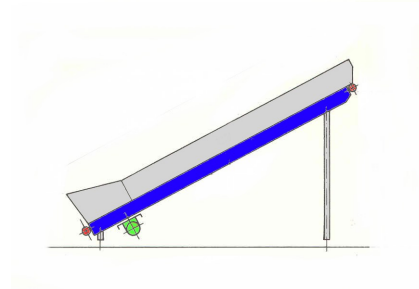
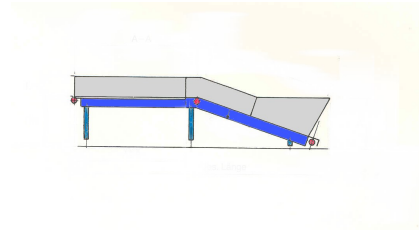
## Telescopic conveyor for dryer loading



## Stroke and displacement belt after drainage



## Description Of the drying conveyors



## Technical data:

Due to the variety – some base data:

Belt width:	700-1000 mm
Axle distance (Belt length):	1000-6000 mm
Guidance cheek height:	300 mm
Amount of usable boxes (loading post):	4-10
Elect. Weighting system:	Optional
Available electrical equipment:	Foot switch, Light barriers, Driveback button Return lock Smooth drive Inverter drive
Standard pitch angle:	19°
Belt material:	PCV Supergrip Plastic parts High grade steel parts
Sorter carousels:	3000-4000 mm Ø

Please send us your inquiry;  
We'll find the optimal  
transport system for you.

## Our product range:

- Station loading conveyors of different technologies
- Lift conveyors
- Intermediate transport belts
- Swiveling conveyors
- Lift moving conveyors
- Lift rotating conveyors
- Dryer loading conveyors
- Dryer unloading conveyors
- Sorting conveyors of different technologies
- Sliding conveyors
- Various belts